

RIVA™ Color Labels

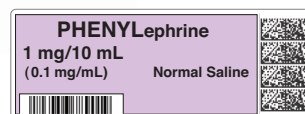
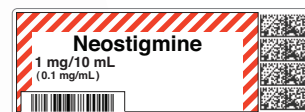
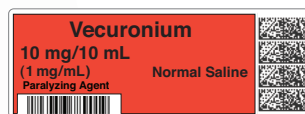
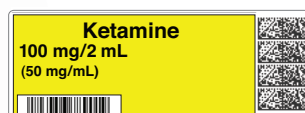
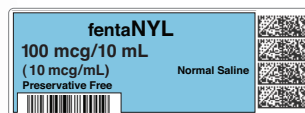
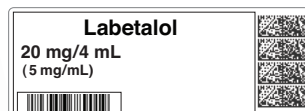
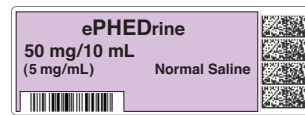
ARxIUM and Codonics team up to increase patient safety

In fast-paced, high-risk procedural areas, easy-to-read, full-color labels help to improve patient safety. Intelligent Hospital Systems RIVA and Codonics Safe Label System are working together to enable hospital pharmacies to create and easily apply full-color labels to syringe and IV medications produced by RIVA, a combination which fully complies with TJC labeling requirements.

Color labels as easy as 1-2-3

RIVA produces a batch of syringes or IV products and automatically applies a barcoded label. Using SLS, a pharmacy technician scans the RIVA barcode. SLS reads the barcode and automatically prints easy-to-read, full-color labels which are then applied to RIVA syringes or IV medications by the pharmacy technician. SLS can print a single label or up to 999 labels with a single scan.

The combination of RIVA and full-color SLS labels comply with The Joint Commission NPSG.03.04.01, and meet the intent of ISO 26825, ASTM 4774 Standards & ASA Guidelines



KEY FEATURES


Codonics Safe Label System (SLS):

- SLS Point of Care Station (PCS) uses barcode technology to read RIVA labels and automatically prints ASA and ASTM compliant full-color labels
- SLS labels are color-coded based on drug classification, and include drug name, concentration, total dose/total volume, dilution and diluent if required, any warnings about the drug and optional 1D barcode
- SLS labels include a 2D barcode for electronic documentation of the medication in the patient's electronic health (EMR) or anesthesia record (AIMS)
- The SLS Administration Tool (AT), the system's management software, enables pharmacies to create a hospital-approved formulary that incorporates TJC and ASA labeling requirements
- Every syringe label scanned on SLS is instantly identified against the site-approved formulary

ARxIUM
Innovative Pharmacy Solutions

CODONICS

ARxIUM and Codonics team up to increase patient safety



How to create RIVA syringes and IV medication labels

1. Assign a custom NDC number to uniquely identify each syringe/IV product.
2. Create template queues in the RIVA formulary to produce the required syringe/IV products.
3. Contact ARxIUM to install the RIVA Anesthetic Syringe Label Design and update pharmacy template queues to print the NDC number on the RIVA labels.

How to use Codonics SLS PCS with RIVA

1. Using SLS PCS, select batch mode from the touch screen and enter the quantity of desired labels.
2. Next, scan the barcode on the RIVA medication label using SLS PCS.
3. SLS PCS presents a visual and audible confirmation of the medication to the technician, and the requested quantity of full-color, ASA and ASTM compliant labels are automatically printed.
4. After the label(s) print, apply them to the RIVA syringes or IV products.



SLS Point of Care Station (PCS) identifies medications and prints barcoded medication labels

 Fentanyl
10 mcg/mL



Contact us for a demonstration:



1400 Busch Parkway
Buffalo Grove, Illinois 60089
Toll Free: +1 (888) 537-3102
info@arxium.com

Codonics will be your supplier for label stock and ink cartridges.



We bring the future into focus

17991 Englewood Drive
Middleburg Heights, OH 44130 USA
+1.440.243.1198
+1.440.243.1334 Fax
Email info@codonics.com
www.codonics.com